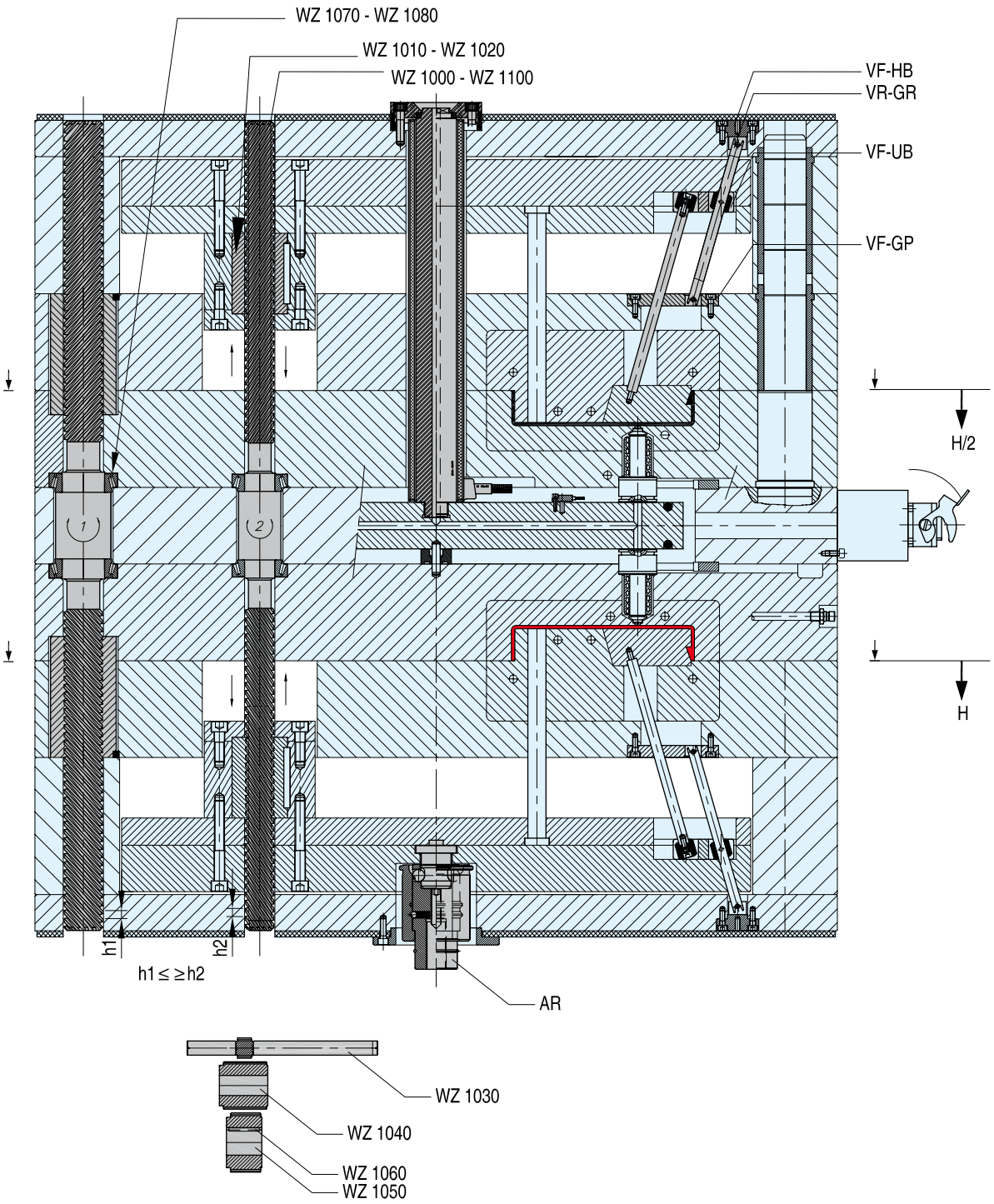

CAD reference point

WZ 1000

Coarse pitch axles

Mat.: ~1.0727~980N/mm²

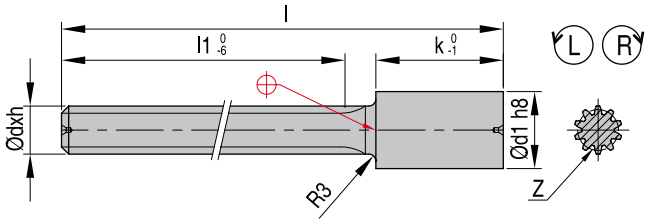

REF	d	h	l1	d1h8*	l	k	z
WZ 1000	**28**	**80**	**400**	40	525	93	9
WZ 1000	**28**	**160**	**400**	40	525	93	11
WZ 1000	**38**	**120**	**450**	48	575	93	10
WZ 1000	**38**	**200**	**450**	48	575	93	12
WZ 1000	**48**			**coming soon!**			

* Special sizes upon request

WZ 1015

Coarse pitch nuts

Mat.: 2.0550 Bronze

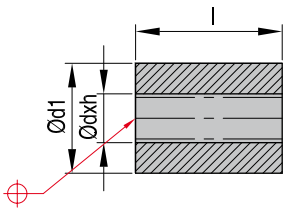

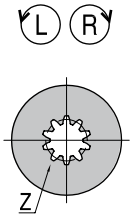

REF	d	h	d1	l	z
WZ 1015	**28**	**80**	74	100	9
WZ 1015	**28**	**160**	74	100	11
WZ 1015	**38**	**120**	74	120	10
WZ 1015	**38**	**200**	74	120	12
WZ 1015	**48**	**?**	96	120	?

CAD reference point

Coarse pitch axles

Mat.: ~1.0727~980N/mm²

WZ 1100

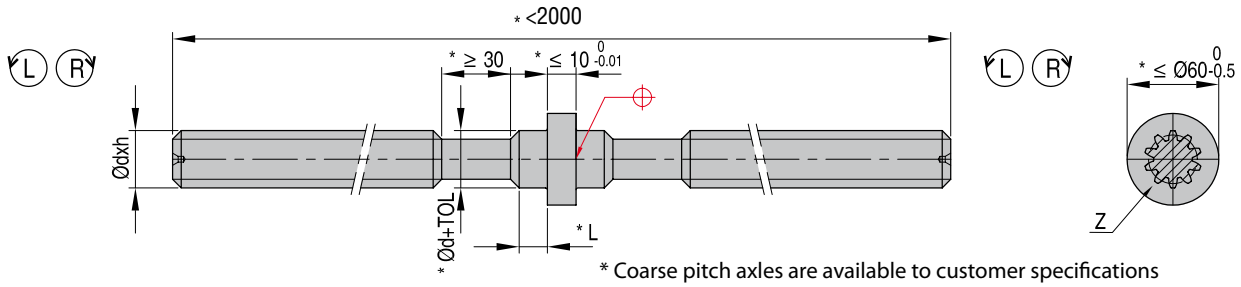

* Coarse pitch axles are available to customer specifications

REF	d	h	z
WZ 1100	28	80 LR	9
WZ 1100	28	80 RL	9
WZ 1100	28	120 LR	10
WZ 1100	28	120 RL	10
WZ 1100	28	160 LR	11
WZ 1100	28	160 RL	11

REF	d	h	z
WZ 1100	38	120 LR	10
WZ 1100	38	120 RL	10
WZ 1100	38	160 LR	11
WZ 1100	38	160 RL	11
WZ 1100	38	200 LR	12
WZ 1100	38	200 RL	12

Pinion shafts

Mat.: ~1.2767~830N/mm²

WZ 1030

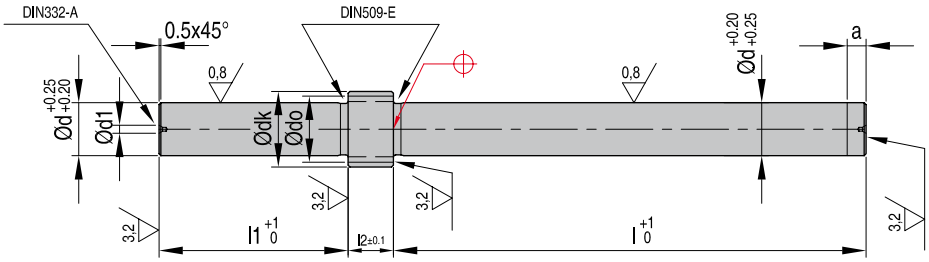

REF	d	m	d0	dk	d1	l	l1	l2	a	z
WZ 1030	14	1,25	17,50	20,00	4,0	125	50	12	5	14
WZ 1030	15	1,25	18,75	21,25	4,0	125	50	12	5	15
WZ 1030	16	1,25	20,00	22,50	4,0	125	50	14	5	16
WZ 1030	17	1,25	21,00	24,00	5,0	160	63	15	6	14
WZ 1030	18	1,25	21,25	23,75	4,0	125	50	14	5	17
WZ 1030	19	1,25	22,50	25,00	4,0	125	50	14	5	18
WZ 1030	20	1,5	24,00	27,00	5,0	160	63	15	6	16
WZ 1030	22	1,25	25,00	27,50	5,0	125	50	16	5	20
WZ 1030	22	1,5	27,00	30,00	5,0	160	63	16	6	18
WZ 1030	25	1,5	30,00	33,00	5,0	160	63	20	6	20
WZ 1030	29	2	34,00	38,00	6,3	200	63	18	7	17

REF	d	m	d0	dk	d1	l	l1	l2	a	z
WZ 1030	32	1,5	37,50	40,5	5,0	160	63	20	6	25
WZ 1030	32	2	38,00	42,00	6,3	200	63	18	7	19
WZ 1030	38	2,5	45,00	50,00	8,0	225	80	20	9	18
WZ 1030	43	2,5	50,00	55,00	8,0	225	80	20	9	20
WZ 1030	44	2	50,00	54,00	6,3	200	63	20	7	25
WZ 1030	48	2,5	55,00	60,00	8,0	225	80	24	9	22
WZ 1030	50	2	56,00	60,00	6,3	200	63	20	7	28
WZ 1030	54	2	60,00	64,00	6,3	200	63	22	7	30
WZ 1030	56	2,5	62,50	67,50	8,0	225	80	24	9	25
WZ 1030	68	2,5	75,00	80,00	8,0	225	80	26	9	30

CAD reference point

WZ 1040

Spur-toothed wheels

Mat.: ~1.0503 (C45)~690N/mm²

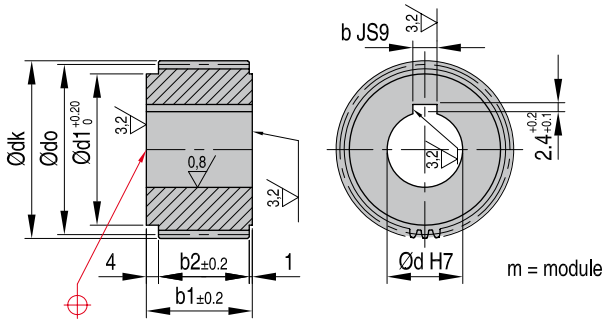

REF	d0	dk	b JS9	b1	b2	d1
WZ 1040 25-1,25-45	56,25	58,75	8	35	30	50
WZ 1040 25-1,25-50	62,50	65,00	8	35	30	50
WZ 1040 25-1,25-60	75,00	77,50	8	35	30	50
WZ 1040 30-1,25-45	56,25	58,75	8	45	40	50
WZ 1040 30-1,25-50	62,50	65,00	8	45	40	50
WZ 1040 30-1,25-60	75,00	77,50	8	45	40	50
WZ 1040 30-1,25-70	87,50	90,00	8	45	40	50
WZ 1040 30-1,5-45	67,50	70,50	10	45	40	60
WZ 1040 30-1,5-50	75,00	78,00	10	45	40	60
WZ 1040 30-1,5-60	90,00	93,00	10	45	40	60
WZ 1040 30-1,5-70	105,00	108,00	10	45	40	60
WZ 1040 35-1,5-45	67,50	70,50	10	50	45	60
WZ 1040 35-1,5-50	75,00	78,00	10	50	45	60
WZ 1040 35-1,5-55	82,50	85,50	10	50	45	60
WZ 1040 35-1,5-60	90,00	93,00	10	50	45	60
WZ 1040 35-1,5-70	105,00	108,00	10	50	45	60

REF	d0	dk	b JS9	b1	b2	d1
WZ 1040 35-2-40	80,00	84,00	10	50	45	70
WZ 1040 35-2-45	90,00	94,00	10	50	45	70
WZ 1040 35-2-50	100,00	104,00	10	50	45	70
WZ 1040 35-2-55	110,00	114,00	10	50	45	70
WZ 1040 35-2-60	120,00	124,00	10	50	45	70
WZ 1040 35-2-70	140,00	144,00	10	50	45	70
WZ 1040 47-2-40	80,00	84,00	10	65	60	70
WZ 1040 47-2-45	90,00	94,00	10	65	60	70
WZ 1040 47-2-50	100,00	104,00	10	65	60	70
WZ 1040 47-2-60	120,00	124,00	10	65	60	70
WZ 1040 47-2-70	140,00	144,00	10	65	60	70
WZ 1040 47-2,5-40	100,00	105,00	10	65	60	70
WZ 1040 47-2,5-45	112,50	117,50	10	65	60	70
WZ 1040 47-2,5-50	125,00	130,00	10	65	60	70
WZ 1040 47-2,5-60	150,00	155,00	10	65	60	70
WZ 1040 47-2,5-70	175,00	180,00	10	65	60	70

WZ 1050

Intermediate gear wheels

Mat.: ~1.0503 (C45)~690N/mm²

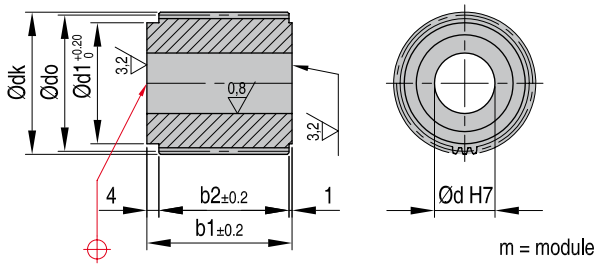

REF	d0	dk	b1	b2	d1
WZ 1050 10-1,25-16	20,00	22,50	34	29	16
WZ 1050 10-1,25-17	21,25	23,75	34	29	16
WZ 1050 10-1,25-18	22,50	25,00	34	29	16
WZ 1050 10-1,25-20	25,00	27,50	34	29	16
WZ 1050 10-1,25-25	31,25	33,75	34	29	16
WZ 1050 10-1,5-16	24,00	27,00	36	31	19
WZ 1050 10-1,5-18	27,00	30,00	36	31	19
WZ 1050 10-1,5-20	30,00	33,00	36	31	19
WZ 1050 10-1,5-25	37,50	40,50	36	31	19
WZ 1050 10-2-16	32,00	36,00	38	33	26

REF	d0	dk	b1	b2	d1
WZ 1050 10-2-18	36,00	40,00	38	33	26
WZ 1050 10-2-20	40,00	44,00	38	33	26
WZ 1050 10-2-25	50,00	54,00	38	33	26
WZ 1050 10-2-30	60,00	64,00	38	33	26
WZ 1050 12-2,5-16	40,00	45,00	40	35	34
WZ 1050 12-2,5-18	45,00	50,00	40	35	34
WZ 1050 12-2,5-20	50,00	55,00	40	35	34
WZ 1050 12-2,5-25	62,50	67,50	40	35	34
WZ 1050 12-2,5-30	75,00	80,00	40	35	34

CAD reference point

Woodruff keys

Mat.: ~1.0503 (C45)~DIN 6885

WZ 1060

Woodruff key installation

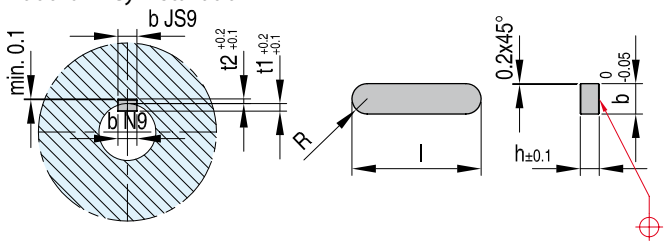

REF	b	h	l	t1	t2
WZ 1060	5	5	14	3,0	2,3
WZ 1060	8	5	18	2,6	2,4
WZ 1060	8	5	34	2,6	2,4
WZ 1060	8	5	40	2,6	2,4
WZ 1060	10	6	40	3,6	2,4

REF	b	h	l	t1	t2
WZ 1060	10	6	45	3,6	2,4
WZ 1060	10	6	50	3,6	2,4
WZ 1060	10	6	60	3,6	2,4
WZ 1060	10	6	65	3,6	2,4

Taper roller bearings

Mat.: Steel-DIN 720

WZ 1070

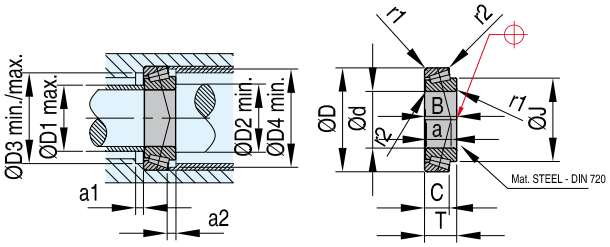

REF	D	d	B	C	T	r1	r2	a	D1	D2	D3min	D3max	D4	a1	a2
WZ 1070 47-20	14	12,0	15,25	1,5	0,5	11	27	26	40	41	43	2	3,0
WZ 1070 47-25	15	11,5	15,00	1,0	0,3	12	30	30	40	42	44	3	3,5
WZ 1070 52-28	16	12,0	16,00	1,5	0,5	13	33	34	45	46	49	3	4,0
WZ 1070 55-30	17	13,0	17,00	1,5	0,5	14	35	36	48	49	52	3	4,0
WZ 1070 58-32	17	13,0	17,00	1,5	0,5	14	38	38	50	52	55	3	4,0
WZ 1070 62-35	18	14,0	18,00	1,5	0,5	15	40	41	54	56	59	4	4,0
WZ 1070 68-40	19	14,5	19,00	1,5	0,5	15	46	46	60	62	65	4	4,5

REF	D	d	B	C	T	r1	r2	a	D1	D2	D3min	D3max	D4	a1	a2
WZ 1070 75-45	20	15,5	20,00	1,5	0,5	17	51	51	67	69	72	4	4,5
WZ 1070 80-50	20	15,5	20,00	1,5	0,5	18	56	56	72	74	77	4	4,5
WZ 1070 90-55	23	17,5	23,00	2,0	0,8	20	63	62	81	83	86	4	5,5
WZ 1070 95-60	23	17,5	23,00	2,0	0,8	21	67	67	85	88	91	4	5,5
WZ 1070 100-65	23	17,5	23,00	2,0	0,8	23	72	72	90	93	97	4	5,5
WZ 1070 110-70	25	19,0	25,00	2,0	0,8	24	78	77	98	103	105	5	6,0

Ball bearings

Mat.: Steel-DIN 625

WZ 1080

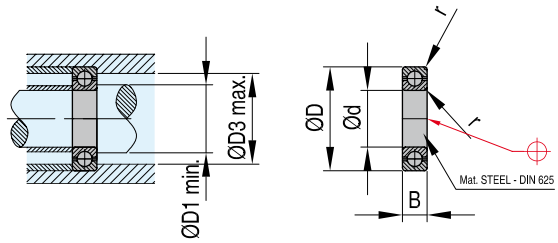

REF	D	d	B	r	D1	D2
WZ 1080 26-10	8	0,5	12,0	24,0
WZ 1080 28-12	8	0,5	14,0	26,0
WZ 1080 32-15	9	0,5	17,0	30,0
WZ 1080 35-17	10	0,5	19,0	33,0
WZ 1080 42-20	12	1,0	23,2	38,8
WZ 1080 47-25	12	1,0	28,2	43,8
WZ 1080 55-30	13	1,5	34,6	50,4

REF	D	d	B	r	D1	D2
WZ 1080 62-35	14	1,5	39,6	57,4
WZ 1080 68-40	15	1,5	44,6	63,4
WZ 1080 75-45	16	1,5	49,6	70,4
WZ 1080 80-50	16	1,5	54,6	75,4
WZ 1080 90-55	18	2,0	61,0	84,0
WZ 1080 95-60	18	2,0	66,0	89,0
WZ 1080 100-65	18	2,0	71,0	94,0

CAD reference point

Info

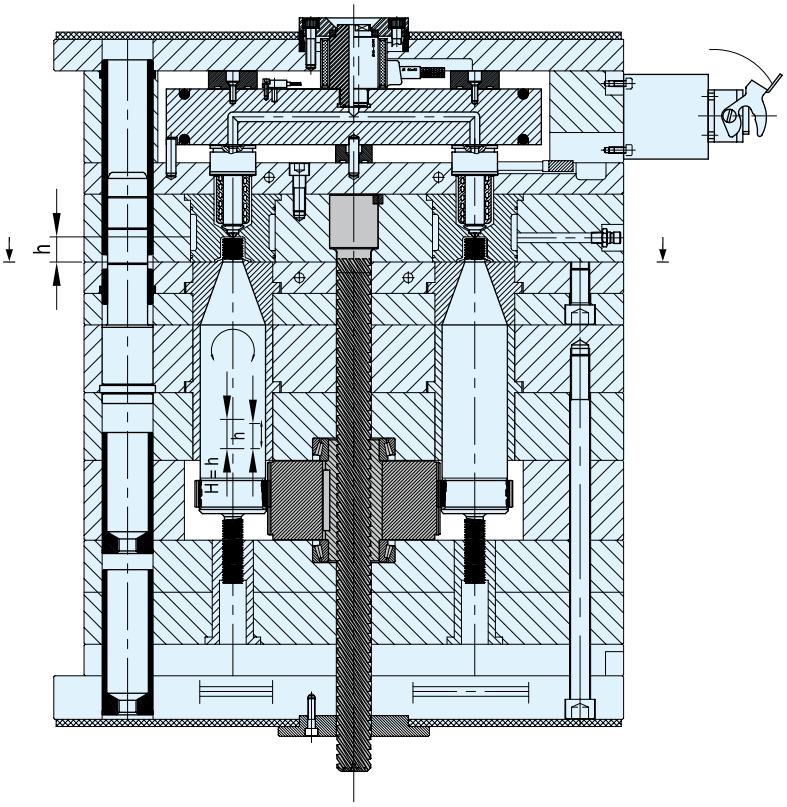

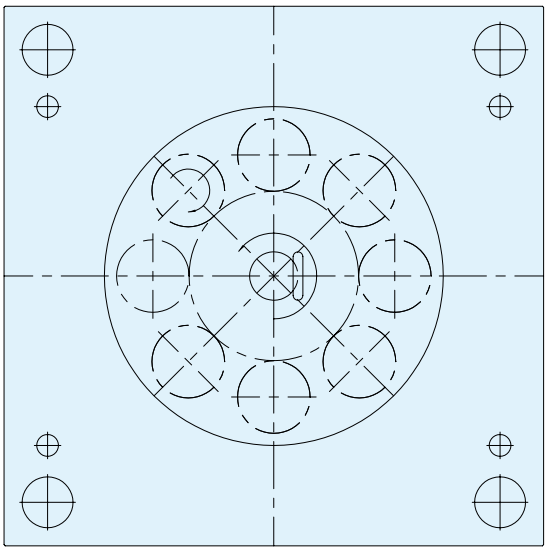

CAD reference point

Info

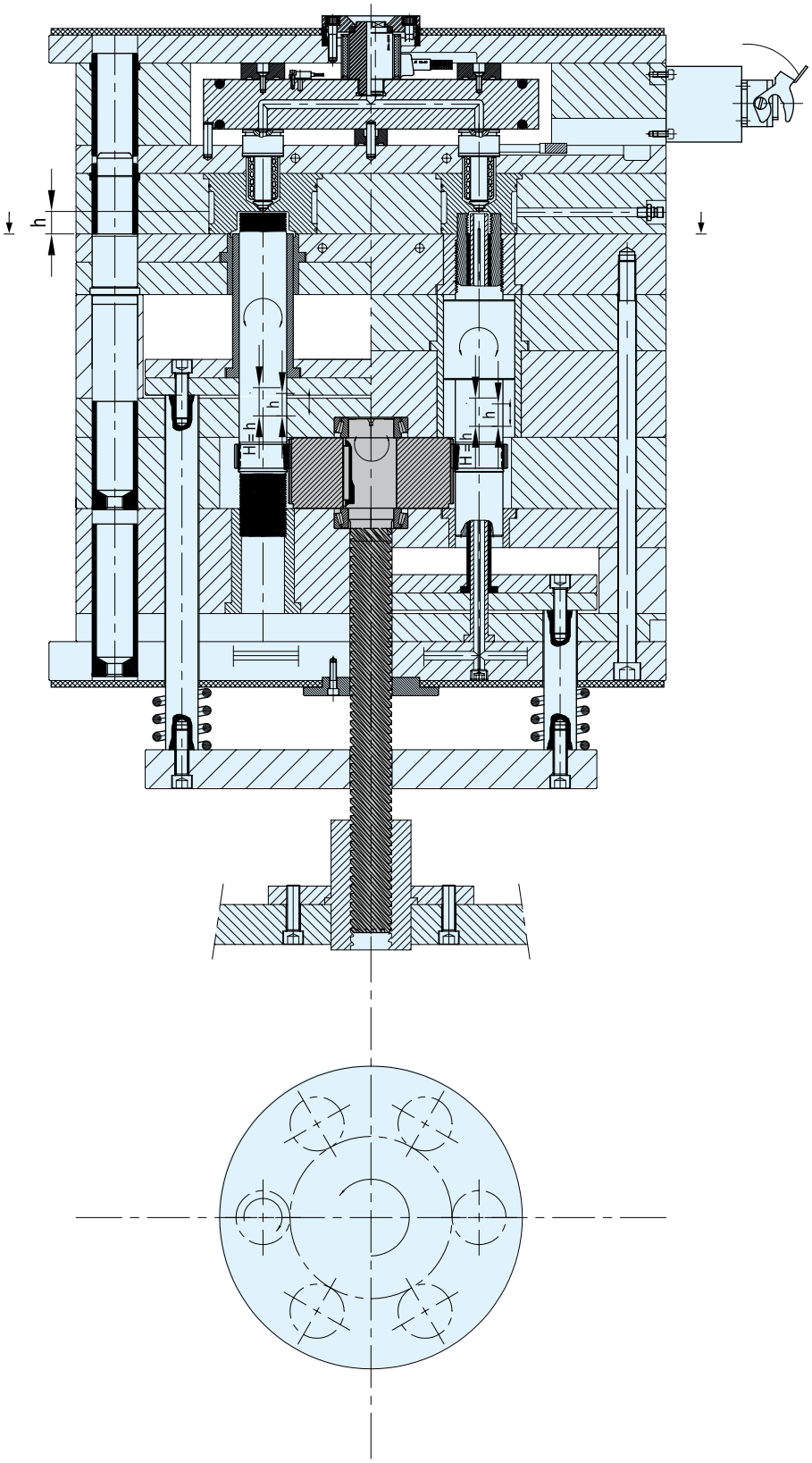

CAD reference point